

Documentazione dei casi

*Real*Aligner



Radiografie

Laterale del cranio




Panoramica



Fotografie extraorali

Frontale



Sorriso



Profilo

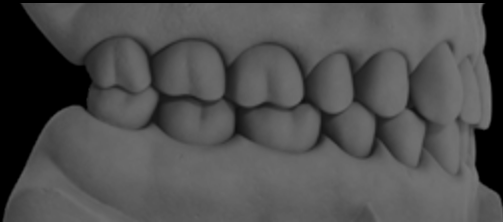


3/4



Fotografie intraorali

Destra



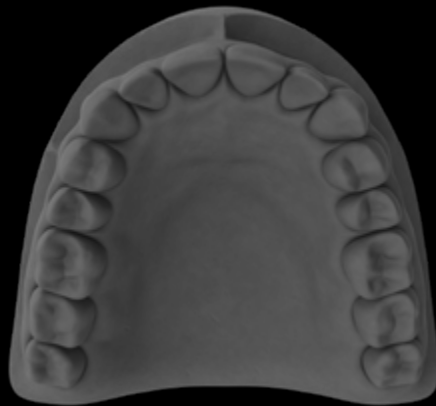
Occlusale



Sinistra



Superiore



Inferiore



*Real*Aligner